

Booster

FOAMICO booster sets are developed and designed for central installation. The main function of the booster set is to provide pressurized water for FOAMICO satellites. Our booster sets enable you to find exactly the solution you need to achieve your individual cleaning tasks.

The booster set is selected from the total water consumption of the satellites to be used simultaneously. Our standard range includes booster sets that can increase pressure by up to 20 bar or 40 bar and deliver up to 1080 liters per minute. All booster sets are equipped with the best Grundfos energy optimized motor technology - Grundfos blueflux®.



Booster – 050-27



- For 1 user
- Frequency controlled with newest Grundfos technology and high performance IE5 standard motor
- Dynamic outlet pressure! Up to 27 bar, according to inlet pressure
- A bright and colorful digital display is integrated in the pump
- Read out on display
 - ➡ Discharge pressure
 - ➡ Resulting set point
 - ➡ Inlet pressure
 - ➡ Liquid temperature
- Available as open bottom version (F) or wall version in closed stainless steel housing (C)
- Automatic air vent. valve for extra protection of the pump. Available as extra accessory. Mounted in unit
Item No.: FO99805



Technical Data

Water:

Pump pressure at 7 bar inlet pressure
 Min./max. inlet pressure
 Max. water consumption
 Max. temperature
 Pipe dimension inlet
 Pipe dimension outlet

Power supply:

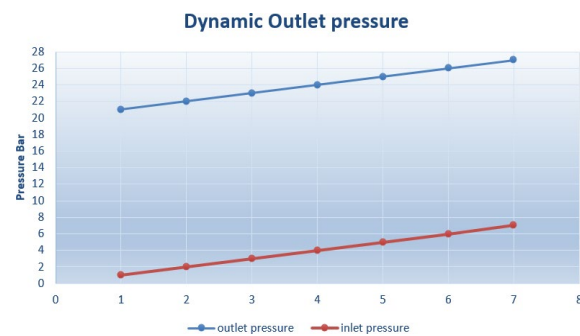
Standard voltage
 Frequency

Max. power consumption
 Dimensions F vers.(WxHxD)
 Dimensions C vers.(WxHxD)

Weight
 Simultaneous users
 (at 30 l/min per user)

Unit B 050-27

Bar	27
Bar	2/10
L/min.	50
°C	70
Inch	1 ¼"
Inch	1 ¼"
V	380-500
Hz	50-60
kW	2,2
mm	440x1025x400
mm	510x970x370
Kg	54 (F version) & 69 (C version)
	1



Item No.	Description
FO7012000	B 050-27 F
FO7012001	B 050-27 C

Booster – 065-27



- For 2 users
- Frequency controlled with newest Grundfos technology and high performance IE5 standard motor
- Dynamic outlet pressure! Up to 27 bar, according to inlet pressure
- A bright and colorful digital display is integrated in the pump
- Read out on display
 - ➡ Discharge pressure
 - ➡ Resulting set point
 - ➡ Inlet pressure
 - ➡ Liquid temperature
- Available as open bottom version (F) or wall version in closed stainless steel housing (C)
- Automatic air vent. valve for extra protection of the pump. Available as extra accessory. Mounted in unit
Item No.: FO99805



Technical Data

Water:

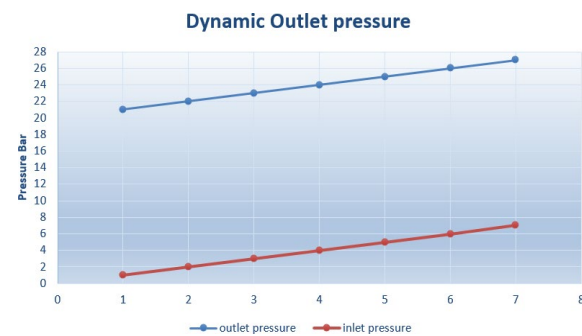
Pump pressure at 7 bar inlet pressure
 Min./max. inlet pressure
 Max. water consumption
 Max. temperature
 Pipe dimension inlet
 Pipe dimension outlet

Power supply:

Standard voltage
 Frequency
 Max. power consumption
 Dimensions F vers.(WxHxD)
 Dimensions C vers.(WxHxD)
 Weight
 Simultaneous users
 (at 30 l/min per user)

Unit B 065-27

Bar	27
Bar	2/10
L/min.	65
°C	70
Inch	1 ¼"
Inch	1 ¼"
V	380-500
Hz	50-60
kW	3,0
mm	440x1025x400
mm	510x970x370
Kg	62 (F version) & 77 (C version)
	2



Item No.	Description
FO7012002	B 065-27 F
FO7012003	B 065-27 C

Booster – 100-27



- For 3 users
- Frequency controlled with newest Grundfos technology and high performance IE5 standard motor
- Dynamic outlet pressure! Up to 27 bar, according to inlet pressure
- A bright and colorful digital display is integrated in the pump
- Read out on display
 - ➡ Discharge pressure
 - ➡ Resulting set point
 - ➡ Inlet pressure
 - ➡ Liquid temperature
- Available as open bottom version (F) or wall version in closed stainless steel housing (C)
- Automatic air vent. valve for extra protection of the pump. Available as extra accessory. Mounted in unit
Item No.: FO99805



Technical Data

Water:

Pump pressure at 7 bar inlet pressure
 Min./max. inlet pressure
 Max. water consumption
 Max. temperature
 Pipe dimension inlet
 Pipe dimension outlet

Power supply:

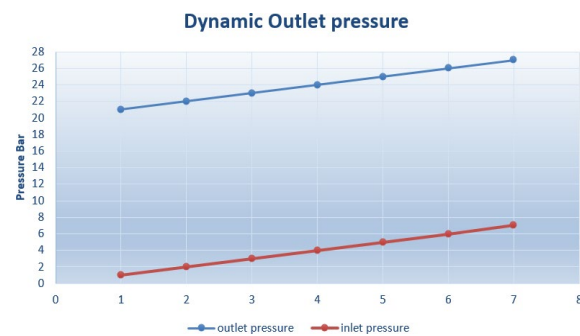
Standard voltage
 Frequency

Max. power consumption
 Dimensions F vers.(WxHxD)
 Dimensions C vers.(WxHxD)

Weight
 Simultaneous users
 (at 30 l/min per user)

Unit B 100-27

Bar	27
Bar	2/10
L/min.	100
°C	70
Inch	1 ¼"
Inch	1 ¼"
V	380-500
Hz	50-60
kW	4,0
mm	423x1038x400
mm	510x970x370
Kg	65 (F version) & 80 (C version)
	3



Item No.	Description
FO7012004	B 100-27 F
FO7012005	B 100-27 C

Booster – 120-27



- For 4 users
- Frequency controlled with newest Grundfos technology and high performance IE5 standard motor
- Dynamic outlet pressure! Up to 27 bar, according to inlet pressure
- A bright and colorful digital display is integrated in the pump
- Read out on display
 - ➔ Discharge pressure
 - ➔ Resulting set point
 - ➔ Inlet pressure
 - ➔ Liquid temperature
- Available as open bottom version (F) or wall version in closed stainless steel housing (C)
- Automatic air vent. valve for extra protection of the pump. Available as extra accessory. Mounted in unit
Item No.: FO99805



Technical Data

Water:

Pump pressure at 7 bar inlet pressure
 Min./max. inlet pressure
 Max. water consumption
 Max. temperature
 Pipe dimension inlet
 Pipe dimension outlet

Power supply:

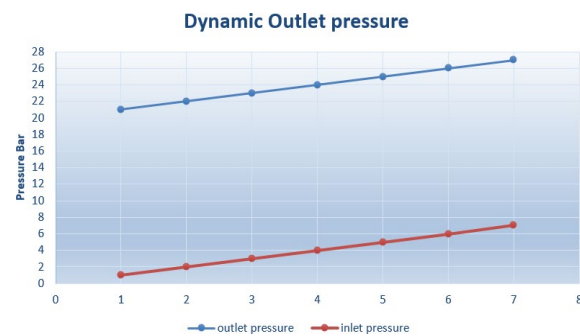
Standard voltage
 Frequency

Max. power consumption
 Dimensions F vers.(WxHxD)
 Dimensions C vers.(WxHxD)

Weight
 Simultaneous users
 (at 30 l/min per user)

Unit B 120-27

Bar	27
Bar	2/10
L/min.	120
°C	70
Inch	1 ¼"
Inch	1 ¼"
V	380-500
Hz	50-60
kW	6,0
mm	423x1028x400
mm	510x970x370
Kg	71 (F version) & 87 (C version)
	4



Item No.	Description
FO7012006	B 120-27 F
FO7012007	B 120-27 C

Booster – 200-27



- For 6 users
- Frequency controlled with newest Grundfos technology and high performance IE5 standard motor
- Dynamic outlet pressure! Up to 27 bar, according to inlet pressure
- A bright and colorful digital display is integrated in the pump
- Read out on display
 - ➔ Discharge pressure
 - ➔ Resulting set point
 - ➔ Inlet pressure
 - ➔ Liquid temperature
- Available as open bottom version (F) or wall version in closed stainless steel housing (C)
- Automatic air vent. valve for extra protection of the pump. Available as extra accessory. Mounted in unit
Item No.: FO99805



Technical Data

Water:

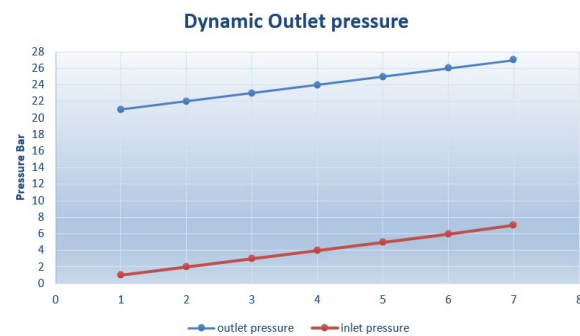
Pump pressure at 7 bar inlet pressure
 Min./max. inlet pressure
 Max. water consumption
 Max. temperature
 Pipe dimension inlet
 Pipe dimension outlet

Power supply:

Standard voltage
 Frequency
 Max. power consumption
 Dimensions F vers.(WxHxD)
 Dimensions C vers.(WxHxD)
 Weight
 Simultaneous users
 (at 30 l/min per user)

Unit B 200-27

Bar	27
Bar	2/10
L/min.	200
°C	70
Inch	1 ½ "
Inch	1 ½ "
V	380-500
Hz	50-60
kW	7,5
mm	535x1052x400
mm	628x1168x403
Kg	103 (F version) & 124 (C version)
	6



Item No.	Description
FO7012008	B 200-27 F
FO7012009	B 200-27 C

Booster – 270-27



- For 9 users
 - Frequency controlled with newest Grundfos technology and high performance IE5 standard motor
 - Dynamic outlet pressure! Up to 27 bar, according to inlet pressure
 - A bright and colorful digital display is integrated in the pump
 - Read out on display
 - ➡ Discharge pressure
 - ➡ Resulting set point
 - ➡ Inlet pressure
 - ➡ Liquid temperature
 - Available as open bottom version (F) or wall version in closed stainless steel housing (C)
 - Automatic air vent. valve for extra protection of the pump. Available as extra accessory. Mounted in unit
- Item No.: FO99805



Technical Data

Water:

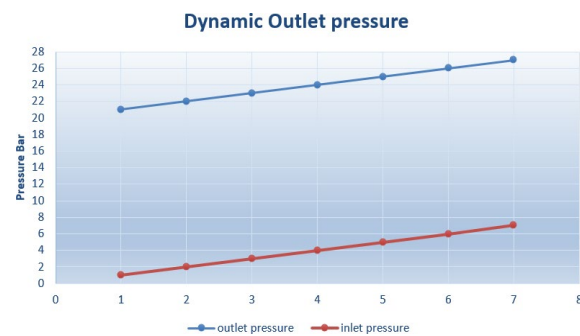
Pump pressure at 7 bar inlet pressure
 Min./max. inlet pressure
 Max. water consumption
 Max. temperature
 Pipe dimension inlet
 Pipe dimension outlet

Power supply:

Standard voltage
 Frequency
 Max. power consumption
 Dimensions F vers.(WxHxD)
 Weight
 Simultaneous users (at 30 l/min per user)

Unit B 270-27

Bar	27
Bar	2/10
L/min.	270
°C	70
Inch	2"
Inch	2"
V	380-500
Hz	50-60
kW	11,0
mm	600x1200x500
Kg	107
	9



Item No.
FO7012010

Description
B 270-27 F

Booster – 240-27



- For up to 8 users
- Frequency controlled with newest Grundfos technology and high performance IE5 standard motor
- Dynamic outlet pressure! Up to 27 bar, according to inlet pressure
- A bright and colorful digital display is integrated in the pump
- Read out on display

- ➔ Discharge pressure
- ➔ Resulting set point
- ➔ Inlet pressure
- ➔ Liquid temperature



- Automatic air vent. valve for extra protection of the pump. Available as extra accessory. Mounted in unit
Item No.: FO99805



Technical Data

Water:

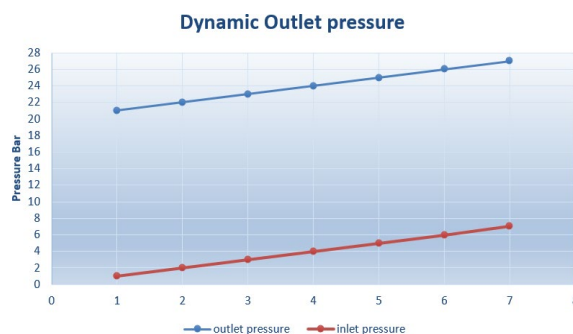
Min./max. inlet pressure
Max. water consumption
Max. temperature
Pipe dimension inlet
Pipe dimension outlet

Power supply:

Standard voltage
Frequency
Max. power consumption
Rated current
Fuse
Dimensions F vers.(WxHxD)
Weight
Simultaneous users
(at 30 l/min per user)

Unit B 240-27

Bar	2/10
L/min.	240
°C	70
Inch	3"
Inch	3"
V	380-500
Hz	50-60
kW	12
A	23,0-18,0
A	32
mm	1200x860x975
Kg	160
	8



Item No.
FO7012020

Description
B 240-27 F

Booster – 400-27



- For up to 12 users
- Frequency controlled with newest Grundfos technology and high performance IE5 standard motor
- Dynamic outlet pressure! Up to 27 bar, according to inlet pressure
- A bright and colorful digital display is integrated in the pump
- Read out on display
 - ➔ Discharge pressure
 - ➔ Resulting set point
 - ➔ Inlet pressure
 - ➔ Liquid temperature
- Automatic air vent. valve for extra protection of the pump. Available as extra accessory. Mounted in unit
Item No.: FO99805



Technical Data

Water:

Pump pressure at 7 bar inlet pressure

Min./max. inlet pressure

Max. water consumption

Max. temperature

Pipe dimension inlet

Pipe dimension outlet

Power supply:

Standard voltage

Frequency

Max. power consumption

Dimensions F vers.(WxHxD)

Weight

Simultaneous users
(at 30 l/min per user)

Unit B 400-27

Bar 27

Bar 2/10

L/min. 400

°C 70

Inch 3"

Inch 3"

V 380-500

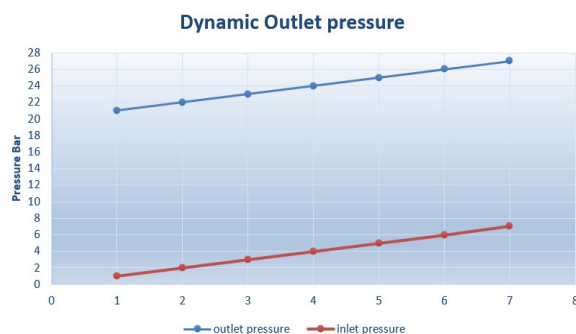
Hz 50-60

kW 2x7,5

mm 1200x1080x1150

Kg 236

12



Item No.
FO7012021

Description
B 400-27 F

Booster – 540-27



- For up to 18 users
- Frequency controlled with newest Grundfos technology and high performance IE5 standard motor
- Dynamic outlet pressure! Up to 27 bar, according to inlet pressure
- A bright and colorful digital display is integrated in the pump
- Read out on display
 - ➔ Discharge pressure
 - ➔ Resulting set point
 - ➔ Inlet pressure
 - ➔ Liquid temperature
- Automatic air vent. valve for extra protection of the pump. Available as extra accessory. Mounted in unit
Item No.: FO99805



Technical Data

Water:

Pump pressure at 7 bar inlet pressure

Min./max. inlet pressure

Max. water consumption

Max. temperature

Pipe dimension inlet

Pipe dimension outlet

Power supply:

Standard voltage

Frequency

Max. power consumption

Dimensions F vers.(WxHxD)

Weight

Simultaneous users
(at 30 l/min per user)

Unit B 540-27

Bar 27

Bar 2/10

L/min. 540

°C 70

Inch 3"

Inch 3"

V 380-500

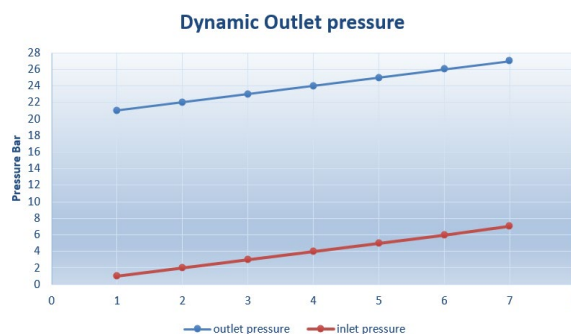
Hz 50-60

kW 2x11,0

mm 1200x1080x1150

Kg 255

18



Item No.
FO7012022

Description
B 540-27 F

Booster – 630-27



- For up to 21 users
- Frequency controlled with newest Grundfos technology and high performance IE5 standard motor
- Dynamic outlet pressure! Up to 27 bar, according to inlet pressure
- A bright and colorful digital display is integrated in the pump
- Read out on display
 - ➡ Discharge pressure
 - ➡ Resulting set point
 - ➡ Inlet pressure
 - ➡ Liquid temperature
- Automatic air vent. valve for extra protection of the pump. Available as extra accessory. Mounted in unit
Item No.: FO99805



Technical Data

Unit **B 630-27**

Water:

Pump pressure at 7 bar inlet pressure

Bar 27

Min./max. inlet pressure

Bar 2/10

Max. water consumption

L/min. 630

Max. temperature

°C 70

Pipe dimension inlet

Inch 3"

Pipe dimension outlet

Inch 3"

Power supply:

Standard voltage

V 380-500

Frequency

Hz 50-60

Max. power consumption

kW 3x7,5

Dimensions F vers.(WxHxD)

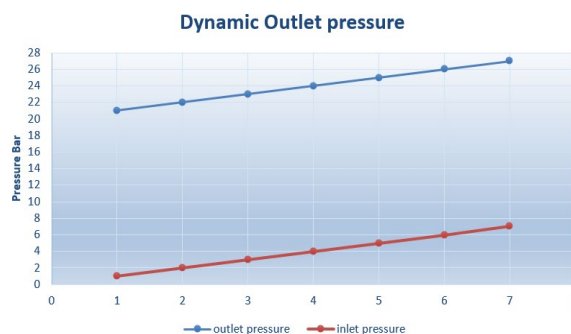
mm 1650x1080x1150

Weight

Kg 230

Simultaneous users (at 30 l/min per user)

21



Item No.
FO7012023

Description
B 630-27 F

Booster – 810-27



- For up to 27 users
- Frequency controlled with newest Grundfos technology and high performance IE5 standard motor
- Dynamic outlet pressure! Up to 27 bar, according to inlet pressure
- A bright and colorful digital display is integrated in the pump
- Read out on display
 - ➔ Discharge pressure
 - ➔ Resulting set point
 - ➔ Inlet pressure
 - ➔ Liquid temperature
- Automatic air vent. valve for extra protection of the pump. Available as extra accessory. Mounted in unit
Item No.: FO99805



Technical Data

Unit **B 810-27**

Water:

Pump pressure at 7 bar inlet pressure

Bar 27

Min./max. inlet pressure

Bar 2/10

Max. water consumption

L/min. 810

Max. temperature

°C 70

Pipe dimension inlet

Inch 3"

Pipe dimension outlet

Inch 3"

Power supply:

Standard voltage

V 380-500

Frequency

Hz 50-60

Max. power consumption

kW 3x11,0

Dimensions F vers.(WxHxD)

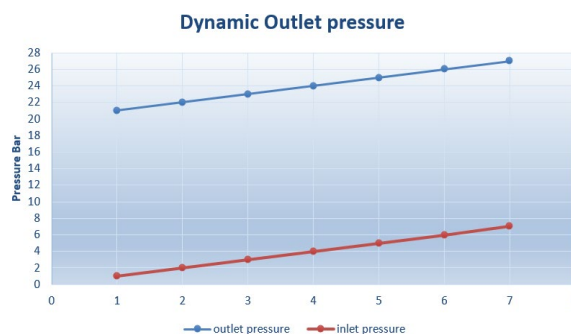
mm 1650x1080x1150

Weight

Kg 392

Simultaneous users
(at 30 l/min per user)

27



Item No.
FO7012024

Description
B 810-27 F

Booster – 1080-27



- For up to 36 users
- Frequency controlled with newest Grundfos technology and high performance IE5 standard motor
- Dynamic outlet pressure! Up to 27 bar, according to inlet pressure
- A bright and colorful digital display is integrated in the pump
- Read out on display
 - ➔ Discharge pressure
 - ➔ Resulting set point
 - ➔ Inlet pressure
 - ➔ Liquid temperature
- Automatic air vent. valve for extra protection of the pump. Available as extra accessory. Mounted in unit
Item No.: FO99805



Technical Data

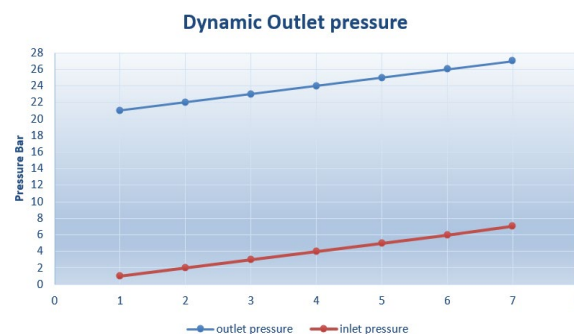
Unit **B 1080-27**

Water:

Pump pressure at 7 bar inlet pressure	Bar	27
Min./max. inlet pressure	Bar	2/10
Max. water consumption	L/min.	1080
Max. temperature	°C	70
Pipe dimension inlet	Inch	4"
Pipe dimension outlet	Inch	4"

Power supply:

Standard voltage	V	380-500
Frequency	Hz	50-60
Max. power consumption	kW	4x11,0
Dimensions F vers.(WxHxD)	mm	2100x1080x1150
Weight	Kg	427
Simultaneous users (at 30 l/min per user)		36



Item No.
FO7012025

Description
B 1080-27 F

Booster 060-45



- For 1 user
- Frequency controlled with newest Grundfos technology and high performance IE5 standard motor
- Discharge pressure up to 45 bar, depending on inlet pressure
- Energy consumption is minimized by regulating the pressure via the built-in PI controller.
- Integrated inlet pressure switch to protect the pump from dry running and to prevent cavitation
- Built-in temperature switch protects the pump from overheating

Technical Data

Water:

Pump pressure at 3 bar inlet pressure

Min./max. inlet pressure

Max. water consumption

Pipe dimension inlet

Pipe dimension outlet

Power supply:

Standard voltage

Frequency

Max. power consumption

Dimensions F vers.(WxHxD)

Weight

Unit

B 060-45

Bar 45

Bar 2/10

L/min. 60

Inch 1 ¼ "

Inch 1 ¼ "

V 380-480

Hz 50-60

kW 7,5

mm 550x1150x400

Kg 90

Optional satellites



Item No.

FO7012013

FO7012015

Description

B 060-45 F

B 060-45 C

Version

Floor bracket

Cabinet

Booster 090-40



- For up to 2 users
- Frequency controlled with newest Grundfos technology and high performance IE5 standard motor
- Discharge pressure up to 40 bar, depending on inlet pressure
- Energy consumption is minimized by regulating the pressure via the built-in PI controller.
- Integrated inlet pressure switch to protect the pump from dry running and to prevent cavitation
- Built-in temperature switch protects the pump from overheating

Technical Data

Water:

Pump pressure at 3 bar inlet pressure

Min./max. inlet pressure

Max. water consumption

Pipe dimension inlet

Pipe dimension outlet

Power supply:

Standard voltage

Frequency

Max. power consumption

Dimensions F vers.(WxHxD)

Weight

Unit

B 090-40

Bar 40

Bar 2/10

L/min. 90

Inch 1 ½"

Inch 1 ½"

V 380-480

Hz 50-60

kW 7,5

mm 550x1150x400

Kg 95

Optional satellites



Item No.

FO7012013

FO7012015

Description

B 090-40 F

B 090-40 C

Version

Floor bracket

Cabinet

Booster B 200-40



- For up to 6 users
- Frequency controlled with newest Grundfos technology and high performance IE5 standard motor
- Discharge pressure up to 40 bar, depending on inlet pressure
- Energy consumption is minimized by regulating the pressure via the built-in PI controller.
- Integrated inlet pressure switch to protect the pumps from dry running and to prevent cavitation
- Built-in temperature switch protects pumps from overheating

Technical Data

Water:

Pump pressure at 3 bar inlet pressure

Min./max. inlet pressure

Max. water consumption

Pipe dimension inlet

Pipe dimension outlet

Power supply:

Standard voltage

Frequency

Max. power consumption

Dimensions F vers.(WxHxD)

Weight

Unit

B 200-40

Bar 40

Bar 2/10

L/min. 200

Inch 1 ½ "

Inch 1 ½ "

V 380-480

Hz 50-60

kW 2x7,5

mm 1150x1100x600

Kg 205

Optional satellites



Item No.
FO7012030

Description
B 200-40 F

Version
Floor bracket

Booster B 270-40



- For up to 9 users
- Frequency controlled with newest Grundfos technology and high performance IE5 standard motor
- Discharge pressure up to 40 bar, depending on inlet pressure
- Energy consumption is minimized by regulating the pressure via the built-in PI controller.
- Integrated inlet pressure switch to protect the pumps from dry running and to prevent cavitation
- Built-in temperature switch protects pumps from overheating

Technical Data

Water:

Pump pressure at 3 bar inlet pressure

Min./max. inlet pressure

Max. water consumption

Pipe dimension inlet

Pipe dimension outlet

Power supply:

Standard voltage

Frequency

Max. power consumption

Dimensions F vers.(WxHxD)

Weight

Unit

B 270-40

Bar 40

Bar 2/10

L/min. 270

Inch 2"

Inch 2"

V 380-480

Hz 50-60

kW 2x11,0

mm 1150x1100x600

Kg 376

Optional satellites




Item No.
FO7012031

Description
B 270-40 F

Version
Floor bracket

Booster 400-40



- For up to 12 users
- Frequency controlled with newest Grundfos technology and high performance IE5 standard motor
- Discharge pressure up to 40 bar, depending on inlet pressure
- Energy consumption is minimized by regulating the pressure via the built-in PI controller.
- Automatic change of the pump pairs, this distributes the deterioration evenly on all pumps
- Integrated inlet pressure switch to protect the pumps from dry running and to prevent cavitation
- Built-in temperature switch protects pumps from overheating


Technical Data	Unit	B 400-40
Water:		
Pump pressure at 3 bar inlet pressure	Bar	40
Min./max. inlet pressure	Bar	2/10
Max. water consumption	L/min.	400
Pipe dimension inlet	Inch	3"
Pipe dimension outlet	Inch	3"
Power supply:		
Standard voltage	V	380-480
Frequency	Hz	50-60
Max. power consumption	kW	4x7,5
Dimensions F vers.(WxHxD)	mm	1400x1250x1400
Weight	Kg	550

Optional satellites



Item No.	Description	Version
FO7012033	B 400-40 F	Floor bracket

Booster 540-40



- For up to 18 users
- Frequency controlled with newest Grundfos technology and high performance IE5 standard motor
- Discharge pressure up to 40 bar, depending on inlet pressure
- Energy consumption is minimized by regulating the pressure via the built-in PI controller.
- Automatic change of the pump pairs, this distributes the deterioration evenly on all pumps
- Integrated inlet pressure switch to protect the pumps from dry running and to prevent cavitation
- Built-in temperature switch protects pumps from overheating


Technical Data	Unit	B 540-40
Water:		
Pump pressure at 3 bar inlet pressure	Bar	40
Min./max. inlet pressure	Bar	2/10
Max. water consumption	L/min.	540
Pipe dimension inlet	Inch	3"
Pipe dimension outlet	Inch	3"
Power supply:		
Standard voltage	V	380-480
Frequency	Hz	50-60
Max. power consumption	kW	4x11,0
Dimensions F vers.(WxHxD)	mm	1400x1300x1450
Weight	Kg	950

Optional satellites



Item No.	Description	Version
FO7012034	B 540-40 F	Floor bracket

Booster 810-40



- For up to 27 users
- Frequency controlled with newest Grundfos technology and high performance IE5 standard motor
- Discharge pressure up to 40 bar, depending on inlet pressure
- Energy consumption is minimized by regulating the pressure via the built-in PI controller.
- Automatic change of the pump pairs, this distributes the deterioration evenly on all pumps
- Integrated inlet pressure switch to protect the pumps from dry running and to prevent cavitation
- Built-in temperature switch protects pumps from overheating

Technical Data	Unit	B 810-40
Water:		
Pump pressure at 3 bar inlet pressure	Bar	40
Min./max. inlet pressure	Bar	2/10
Max. water consumption	L/min.	810
Pipe dimension inlet	Inch	3"
Pipe dimension outlet	Inch	3"
Power supply:		
Standard voltage	V	380-480
Frequency	Hz	50-60
Max. power consumption	kW	6x11,0
Dimensions F vers.(WxHxD)	mm	1400x1300x2050
Weight	Kg	1200

Optional satellites



Item No.	Description	version
FO7012035	B 810-40 F	Floor bracket

Booster 120-5F



- Start/Stop on pressure
- Frequency controlled with newest Grundfos technology
- High performance IE5 standard motor
- 5 bar outlet pressure
- PT 1000 temp. transmitter
- Stainless steel frame
- Connection for level switch. Dry-run protection
- Automatic air vent. valve for extra protection of the pump.



Technical data	Unit	B120-5F
Water:		
Pump pressure at 7 bar inlet pressure	Bar	5
Max. inlet pressure	Bar	10
Max. water consumption	L/min.	120
Max. temperature	°C	70
Pipe dimension inlet	Inch	1 ½"
Pipe dimension outlet	Inch	1 ½"
Power supply:		
Standard Voltage	V	380-500
Frequency	Hz	50-60
Max. power consumption	kW	3
Dimensions (WxHxD)	mm	608x777x400
Weight	Kg	52



Item No.	Description	Version
FO7012060	B 120 5 F	Floor bracket

Booster 630-3F

- Start/Stop on pressure
- Frequency controlled with newest Grundfos technology
- High performance IE5 standard motor
- 5 bar outlet pressure
- PT 1000 temp. transmitter
- Stainless steel frame
- Connection for level switch. Dry-run protection
- Automatic air vent. valve for extra protection of the pump.



Technical data

Unit **B630-3F**

Water:

Pump pressure at 7 bar inlet pressure

Bar 3

Max. inlet pressure

Bar 10

Max. water consumption

L/min. 630

Max. temperature

°C 70

Pipe dimension inlet

Inch Flange DN 65

Pipe dimension outlet

Inch Flange DN 80

Power supply:

Standard Voltage

V 380-500

Frequency

Hz 50-60

Max. power consumption

kW 5,5

Dimensions (WxHxD)

mm 573x1031x400

Weight

Kg 121



Item No.
FO7012062

Description
B 630-3F

Version
Floor bracket

Booster 810-3F



- Start/Stop on pressure
- Frequency controlled with newest Grundfos technology
- High performance IE5 standard motor
- 5 bar outlet pressure
- PT 1000 temp. transmitter
- Stainless steel frame
- Connection for level switch. Dry-run protection
- Automatic air vent. valve for extra protection of the pump.

Technical data	Unit	B810-3F
Water:		
Pump pressure at 7 bar inlet pressure	Bar	3
Max. inlet pressure	Bar	10
Max. water consumption	L/min.	810
Max. temperature	°C	70
Pipe dimension inlet	Inch	Flange DN 80
Pipe dimension outlet	Inch	Flange DN 80
Power supply:		
Standard Voltage	V	380-500
Frequency	Hz	50-60
Max. power consumption	kW	7,5
Dimensions (WxHxD)	mm	620x1039x400
Weight	Kg	135



Item No.	Description	Version
FO7012063	B 810 3 F	Floor bracket

Booster 1080-3F



- Start/Stop on pressure
- Frequency controlled with newest Grundfos technology
- High performance EI5 standard motor
- 5 bar outlet pressure
- PT 1000 temp. transmitter
- Stainless steel frame
- Connection for level switch. Dry-run protection
- Automatic air vent. valve for extra protection of the pump.

Technical data

Unit **B1080-3F**

Water:

Pump pressure at 7 bar inlet pressure

Bar 5

Max. inlet pressure

Bar 10

Max. water consumption

L/min. 1080

Max. temperature

°C 70

Pipe dimension inlet

Inch Flange DN 100

Pipe dimension outlet

Inch Flange DN 100

Power supply:

Standard Voltage

V 380-500

Frequency

Hz 50-60

Max. power consumption

kW 11

Dimensions (WxHxD)

mm 628x1312x400

Weight

Kg 239



Item No.
FO7012064

Description
B 1080-3F

Version
Floor bracket